



How to Create

Web Pages & Graphics

Teach Yourself:

- ✓ Dreamweaver CS5 & CS4
- ✓ Flash CS5 & CS4
- ✓ Photoshop CS5 & CS4
- ✓ Web Design Fundamentals
- ✓ HTML Fundamentals
- ✓ HTML Advanced
- ✓ Expression Web
- ✓ Publisher 2010



11 PROGRAM TUTORIAL SET

#1 Best-Selling
for Over 10 Years*

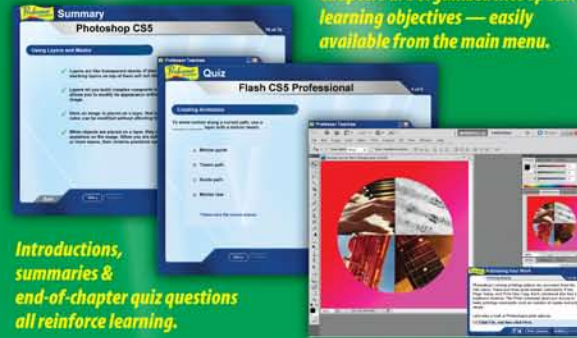


How to Create

Web Pages & Graphics

Professor Teaches®, the leading brand of training, provides realistic, interactive, and complete training for **How to Create Web Pages & Graphics**. Build your skills and learn everything you need, from beginning to advanced topics. Each interactive tutorial is organized for fast and easy learning with practical exercises that build skills quickly and effectively.

Chapters are organized into specific learning objectives — easily available from the main menu.



Introductions, summaries & end-of-chapter quiz questions all reinforce learning.

No Other Training is More Complete!

- ✓ Hundreds of Learning Topics
- ✓ 4 to 8 Hours of Training per Course
- ✓ Beginner to Advanced Topics
- ✓ Self-Paced Learning Objectives
- ✓ Introductions & Summaries
- ✓ Interactive Exercises
- ✓ Professional Voice Narration
- ✓ Realistic Simulation of Software
- ✓ End-of-Chapter Quiz Questions
- ✓ Checkmarks for Completed Topics
- ✓ Glossary, Index & Search
- ✓ Professor Answers for Instant Training

Self-paced, interactive lessons allow you to practice in a realistic simulation of the software.

The Most Complete Training Available from the #1 Best-Selling Brand!*

Find out how to quickly and easily create great looking web pages using the latest software tools.



Discover new ways to create and enhance graphic images, then add them to your web page outline.

Start Learning Today!

Learn to use Adobe's Dreamweaver, Photoshop & Flash, Microsoft's Expression Web and other popular web and graphics programs. Stay current with the latest technology.

#1 Best-Selling

For over 10 years, Professor Teaches brand outsold all competitors combined! The NPD Group/ Retail Tracking Service*



#1 Award-Winning

Codie Award Finalist Twice



#1 Recommended

... This is my choice for best buy award — **Microcomputer Journal**
*... Professor can be used even if you don't yet own a copy of Office.
... And it comes at a great price.*
— **The Herald News**



#1 in Innovation

- 1st with Just-in-Time Training
- 1st in Interactivity
- 1st in Accurate Simulations



Visit www.professorteaches.com to view a complete listing of the courses and topics for this or other Professor Teaches tutorials. Visit www.professorteaches.biz for multi-user licenses or to request free trials.



The most realistic, interactive, & complete training!



This complete training package is an incredible software training value and includes 11 separate tutorials. Each tutorial covers more than 30 of the most important learning topics and offers hundreds of practical exercises designed to build your skills quickly.

Dreamweaver CS5 — over 95 lessons**

- Developing the Site Structure
- Creating & Applying CSS Styles
- Inserting Text & Hyperlinks
- Building Templates, Tables & Forms
- Inserting Images & Multimedia
- Importing Word or HTML
- Adding a Flash Button
- Creating a Nav Bar & Rollover Images
- Using Frames & Formatting Options
- Publishing to a Remote Site



Find out how to quickly and easily create great looking websites.

Flash CS5 — over 75 lessons**

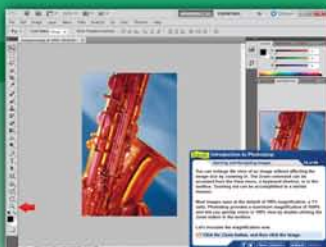
- Publishing Flash Movies
- Using Drawing Tools & Layers
- Creating Frames & Animations
- Morphing with Shape Tweens
- Moving Objects / Motion Tweens
- Adding Timeline Effects
- Learning Symbols & Instances
- Incorporating Audio & Video
- Buttons with Sounds & Actions
- Programming in ActionScript 3.0



Learn how to add stunning animation, video, and interactivity to web pages.

Photoshop CS5 — over 80 lessons**

- Working with Photo Layers
- Using Palettes & Marquee Tools
- Transforming a Selection
- Creating a Selection Mask
- Adjust Color & Retouch Images
- Using Adjustment Tools
- Creating and Modifying Paths
- Using the Drawing Tools
- Working with Filters
- Optimizing Images for the Web



Discover new ways to create and enhance graphic images.

Increase your productivity at work or home!

**Includes CS4 course with similar lesson list.

Realistic

Realistic simulations provide an accurate learning environment so your transition is fast & easy.



Interactive

More than just videos, you'll interact to perform the correct action during each exercise for better learning & retention.



Complete

Hundreds of learning topics & beginner through advanced subjects are included. No other training is more complete.



Web Design Fundamentals — over 30 lessons

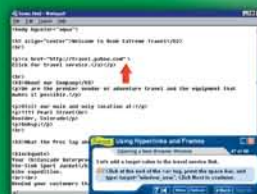
- Secrets of Great Web Pages
- Selecting a Color Scheme
- Designing Images for the Web
- Determining Your Message
- Advanced Design Features
- Creating a Web Page
- Laying Out the Site
- Arranging Text on a Page
- Using Page Templates
- Cool Tools for Web Work



Learn the basics of creating professional-looking websites.

HTML Fundamentals & Advanced — over 85 lessons

- Learning How to Create HTML
- Using Rules of Syntax
- Adding Spaces & Line Breaks
- Using Colors & List Elements
- Building Tables & Aligning Text
- Creating a Login Form & Imagemap
- Adding Fields & Style Sheets
- Applying the Cascading Model
- Embedding Flash Animation
- Controlling Page Layout



Build complete skills in HTML with basic to advanced lessons.

Expression Web — over 45 lessons

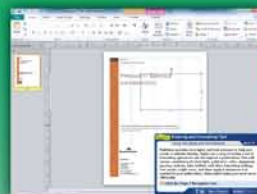
- Publishing a Web Site
- Viewing Page Elements
- Understanding HTML & CSS
- Defining Page Properties
- Formatting Text
- Using Task Panes & Templates
- Creating Auto Thumbnails
- Adding a Jump Menu
- Managing & Repairing Links
- Generating Reports



Discover how to easily create web pages using this powerful HTML editor.

Publisher 2010 — over 50 lessons

- Building Blocks of a Publication
- Creating Publications for Print
- Working with Master Pages
- Inserting Headers and Footers
- Working with Text in a Table
- E-Mailing Publications
- Converting a Publication for Web
- Adding Bullets & Numbering
- Creating a Table Frame
- Using the Design Gallery



Develop the skills necessary to create publications for print or web.

Get Quick Assistance with Professor Answers

Find answers to your questions fast and easy. Search and Browse are just one click away to help you locate specific topic training you need, right when you need it.



Sits on Your Desktop— One Easy Click Away!



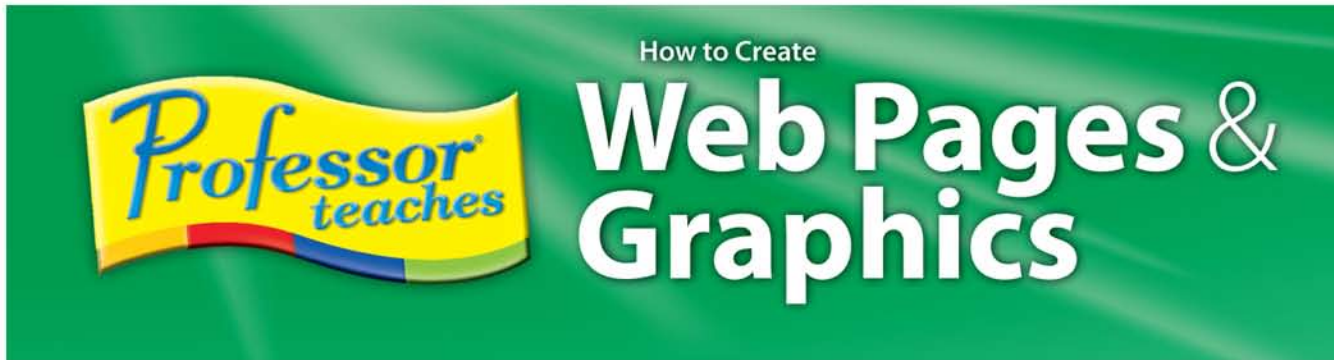


How to Create Web Pages & Graphics

all on one
DVD
ROM



Also compatible
with Windows®
Vista™ & XP



Individual Software Inc., 4255 Hopyard Road, #2, Pleasanton, CA 94588-9900
Tech Support: (925) 734-6767 or www.individualsoftware.com/support

System Requirements

- Pentium® PC or Higher
- Microsoft® Windows 7, Vista, or XP
- Average 150 MB Hard Drive space available per application
- DVD-ROM Drive
- 1024 x 768, 16-Bit Color Display
- Sound Card
- Speakers or Headphones
- Mouse

©1999-2010 Individual Software Inc. All rights reserved. Professor, Professor Teaches, Professor Answers and the Individual logo are trademarks of Individual Software. Microsoft and Windows are either registered trademarks or trademarks of Microsoft Corporation in the United States and/or other countries. All other trademarks or registered trademarks are the property of their respective holders. USE OF THIS PRODUCT SUBJECT TO THE RESTRICTIONS AND THE LIMITATIONS OF WARRANTY UNDER THE AGREEMENT CONTAINED ON THE SOFTWARE HEREIN.
*Source: The NPD Group / Retail Tracking Service – cumulative unit and dollar sales (2000 – June 2010). Computer Training defined by Individual Software as the NPD Office/Windows Training Category. Sales pie chart reflects 2008 – June 2010 data.



How to Create Web Pages & Graphics

all on one
DVD
ROM



Also compatible
with Windows®
Vista™ & XP